



# Livermore Valley Joint Unified School District




Grades 6-12  
Spring 2024



Report created by  
Panorama Education



## Summary

Topic Description	Results	Benchmark
<b>Cultural Awareness and Action</b> How often students learn about, discuss, and confront issues of race, ethnicity, and culture in school	<b>54%</b>	 20th - 39th percentile compared to others nationally
<b>Sense of Belonging</b> How much students feel that they are valued members of the school community.	<b>43%</b> 0 since last survey	 0th - 19th percentile compared to others nationally
<b>Teacher-Student Relationships</b> How strong the social connection is between teachers and students within and beyond the classroom.	<b>54%</b> ▼ 1 since last survey	 20th - 39th percentile compared to others nationally

5,069 responses



## Cultural Awareness and Action

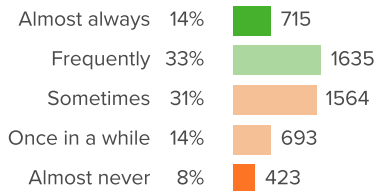
Your average

**54%**

5,069 responses

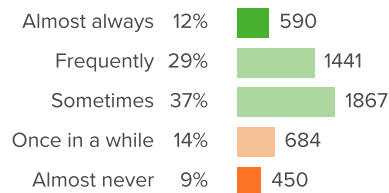
How did people respond?

**Q.1: How often do teachers encourage you to learn about people from different races, ethnicities, or cultures?**



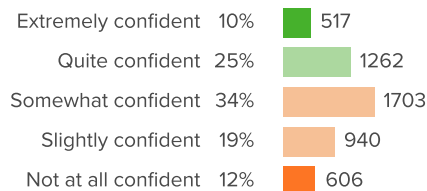
Favorable: **47%**

**Q.2: How often do you think about what someone of a different race, ethnicity, or culture experiences?**



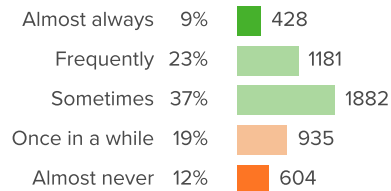
Favorable: **77%**

**Q.3: How confident are you that students at your school can have honest conversations with each other about race?**



Favorable: **35%**

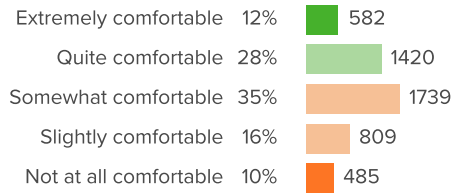
**Q.4: At your school, how often are you encouraged to think more deeply about race-related topics?**



Favorable: **69%**

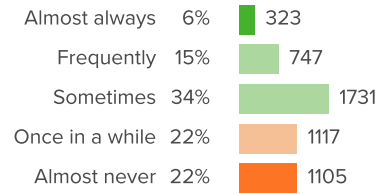


**Q.5: How comfortable are you sharing your thoughts about race-related topics with other students at your school?**



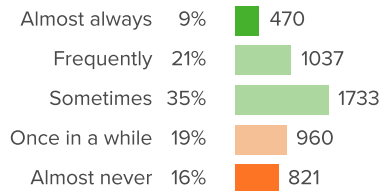
Favorable: **40%**

**Q.6: How often do students at your school have important conversations about race, even when they might be uncomfortable?**



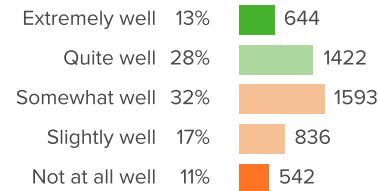
Favorable: **56%**

**Q.7: When there are major news events related to race, how often do adults at your school talk about them with students?**



Favorable: **65%**

**Q.8: How well does your school help students speak out against racism?**



Favorable: **41%**



## Sense of Belonging

Your average

**43%**

5,069 responses

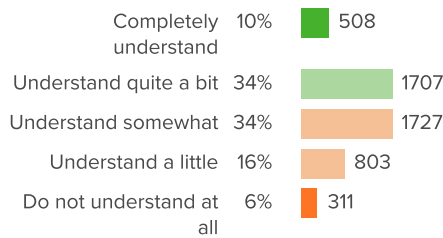
Change

**0**

since last survey

How did people respond?

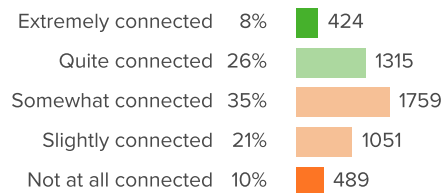
**Q.1: How well do people at your school understand you as a person?**



▲ 2 from last survey

Favorable: **44%**

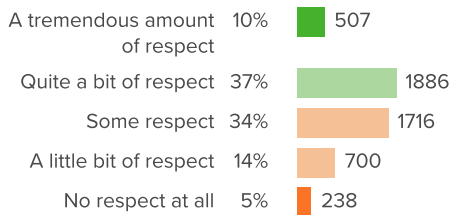
**Q.2: How connected do you feel to the adults at your school?**



▲ 3 from last survey

Favorable: **35%**

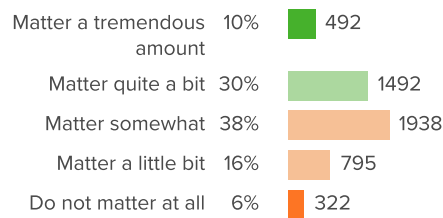
**Q.3: How much respect do students in your school show you?**



▼ 1 from last survey

Favorable: **47%**

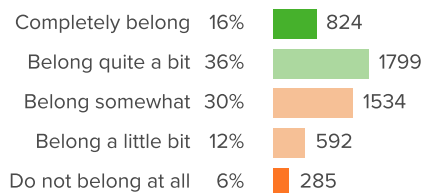
**Q.4: How much do you matter to others at this school?**



▲ 0 from last survey

Favorable: **39%**

**Q.5: Overall, how much do you feel like you belong at your school?**



▼ 1 from last survey

Favorable: **52%**



## Teacher-Student Relationships

Your average

54%

5,069 responses

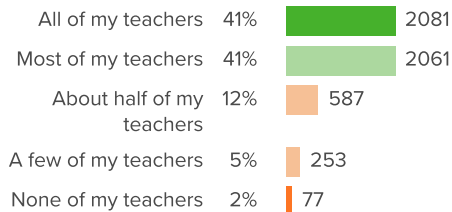
Change

▼ 1

since last survey

How did people respond?

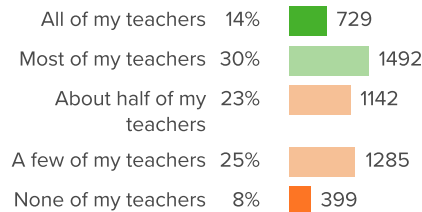
**Q.1: How many of your teachers are respectful towards you?**



▼ 5 from last survey

Favorable: **82%**

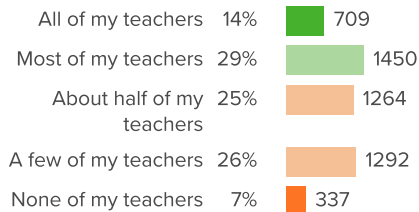
**Q.2: If you walked into class upset, how many of your teachers would be concerned?**



▼ 1 from last survey

Favorable: **44%**

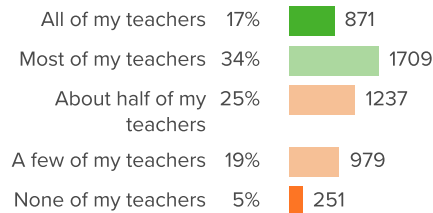
**Q.3: If you came back to visit class three years from now, how many of your teachers would be excited to see you?**



▲ 0 from last survey

Favorable: **43%**

**Q.4: When your teachers ask how you are doing, how many of them are really interested in your answer?**

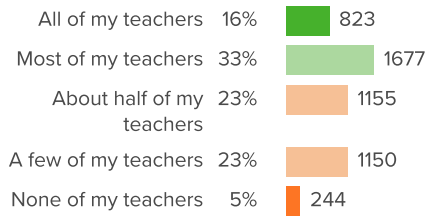


▲ 0 from last survey

Favorable: **51%**



**Q.5: How many of your teachers would you be excited to have again in the future?**



▲ 0 from last survey

Favorable: **50%**